

Internet Safety:

Providing an Education Plan for Seneca High School



Presented by Dan Stecken, Practicum Component Aurora University

Research on Best Practices and Power Point items courtesy of:

Susan Homes, Assistant Superintendent CUSD 10

Mr. Eric Salcedo, Illinois Attorney General's Office

Ms. Kim Sedlock, Computer Concepts Instructor Seneca High School

Ms. Helen Kinkin, Technology Coordinator Seneca High School

Community High School District 128, Vernon Hills, IL

Harrisonburg City Public Schools

Internet Safety Education

1. Understand Internet Practices
2. Understand the Dangers
3. Understand the Law
4. Understand the Reality in Your School
5. Raise Awareness and Provide Education

Step 1

**Understand Internet Practices—
Past, Present and (to the extent possible) the Future**



The Evolution of Online Collaboration

“Web 2.0” refers to Internet-based services that emphasize online collaboration and sharing among users. These services include, but are not limited to:

Instant messaging

ICQ—1996

AIM—1997

Wikis – collaborative online content

1994

Social Networking Sites

Friendster (2002)

MySpace (2003)

Facebook (2004)

YouTube (2005)

Twitter (2006)

Online Virtual Worlds

Second Life (2003)

Farmville....

Participation Devices

- **How** are students involved in online social interaction?
 - Home computers
 - School computers
 - Public library computers
 - Internet “cafés”
 - Cell phones
 - Personal digital devices
 - Gaming consoles



Virtual Communities & Social Networking

The image shows a screenshot of a Myspace profile page. The top navigation bar is blue with the Myspace logo and 'a place for friends' tagline. Below the navigation bar is a search bar and a menu with links like Home, Browse, Search, Invite, Film, Mail, Blogs, Favorites, Forum, Groups, Events, MySpace TV, Music, Comedy, and Classifieds. The main content area is divided into several sections:


- Cool New Videos:** Two video thumbnails are shown: 'Big Man Little Moped' by Chris and 'Robotic Lawn Mower' by Dawn.
- Navigation Links:** A list of links including Books, Blogs, ChatRooms, Comedy, Downloads, Filmmakers, Forum, Grade My Prof., Horoscopes, Impact NEW!, Jobs, and Latino.
- Profile Information:** A user profile for 'Just Lust Me' is displayed. The profile includes a profile picture (a woman with a black circle over her face), a bio, and personal details:
 - Just Lust Me**
 - Female
 - 18 years old
 - Palos Hills, Illinois
 - United States
 - LAST LOGIN:** 1/4/2009
 - Status:** In a Relationship
 - Here For:** Friends
 - Orientation:** Straight
 - Hometown:** Palos Hills
 - Bodytype:**
 - Ethnicity:** Latino / Hispanic
 - Religion:** Atheist
 - Zodiac Sign:** Scorpio
 - Smoke / Drink:** Yes / Yes
 - Children:** I don't want kids
 - Education:** High school
 - Occupation:** Student
- Who I'd Like to Meet:** A section titled 'WHO I'D LIKE TO MEET' with a red background. The text reads:

No one.
 Every one is a disappointment.
 Every one is someone I can never count on.
 Every one lies.
 Every one tells my secrets.
 Every one makes a promise only to break it.
 People suck.
 Who do I want to meet?
 Absolutely no one.
 Simply because.... Everyone Fucking sucks
- Navigation Buttons:** At the bottom of the 'Who I'd Like to Meet' section are buttons for 'ABOUT ME', 'GENERAL', 'MUSIC', 'FILMS', 'BOOKS', 'HEROES', and 'WHO I'D LIKE TO MEET'.

Virtual Communities & Social Networking

facebook

Facebook helps you connect and share with the people in your life.




Message | View Friends

Networks: Amos Alonzo Stagg High School '08
Chicago, IL
University of Iowa



Message | View Friends

Networks: Amos Alonzo Stagg High School '09
Chicago, IL



Message | View Friends

Networks: Amos Alonzo Stagg High School '09
Chicago, IL

Virtual Communities & Social Networking

You Tube Broadcast Yourself
Worldwide | English

Sign Up | QuickList (0) | Help | Site Map

Home Videos Channels Community

Search Upload

G G O O Go Chargers Go

Share Replay

go chargers go
00:51
From: [stevensshow](#) ★★★★★
Views: 1554

spring beak at stagg in palos hills
00:18
From: [deeds1991](#) ★★★★★
Views: 1271

0:22 / 0:22

watch in high quality

Rate: ★★★★★ 0 ratings

Views: 389

Share Favorite Playlists Flag

crazycroat15
October 04, 2008
[\(more info\)](#)

David Cody and Jake cheering along with the Am


URL:

Embed: crazycroat15

▼ Related Videos

- 02:27 **Last Day at Stagg '08 pt.3 "The Last Lunch"**
696 views
[rynoprath](#)
- 00:51 **go chargers go**
1,554 views
[stevensshow](#)
- 00:18 **spring beak at stagg in palos hills**
1,271 views
[deeds1991](#)
- Last Day at Stagg '08 pt.1**

Virtual Communities & Social Networking

 **SECOND LIFE**


Your World. Your Imagination.


[Resident Login](#) | [Join](#)


WHAT IS SECOND LIFE? | [SHOWCASE](#) | [COMMUNITY](#) | [BLOG](#) | [SUPPORT](#)

Search Second Life

Sign Up Now
Membership is FREE


 [System Requirements](#)


 **BUY L\$**
SELL L\$


 **GET VIRTUAL LAND**

Hot Spots

- Find your friends online
- Search for events
- Listen to new music
- Shop the latest fashions
- See Second Life videos

 **TEEN SECOND LIFE**

 **Under 18?**
Check out an exclusive world that is just for teens!



Second Life is a 3D online digital world imagined and created by its residents

Online Now: 51,928 US\$ Spent Last 24h: 1,103,660

Second Life: Special Offers
Need real life gear for your Second Life? Pick up your *Official Guide to Second Life*, *Creative headsets* or *First Bling! jewelry*

Community Events
Meet new people and chat with friends. Check out our events calendar to see what's happening right now.

Second Life in the News

UKSF Book News [Caitlin Kiernan to be interviewed on Secon...](#)
The Vancouver Sun [Vancouver realtor sets up shop in Second Life](#)
Petone Herald [Students Look To Second Life](#)
Computer Weekly [Virtual job fair gets international responses](#)
CNN.com [CNN enters the virtual world of Second Life](#)
Tech Central [Tourism Ireland Launches marketing campaiq...](#)

[Read more news ...](#)

SECOND LIFE GRID

A resource offering tools and support for 3D content creation in these areas:


- Business
- Development
- Education & Nonprofit
- Open Source


Land Auctions

Bid on land for your own dream house, business, or island!

Land allows you to build, display and store your virtual creations. Land also enables you to host your own events! Bidding is safe and easy.

Bid Now!





Virtual Communities & Social Networking

The image shows a screenshot of the Twitter homepage. At the top left is the Twitter logo. At the top right is a language selection dropdown menu. Below the logo is a section titled "How does it work?" with three buttons: "What?", "Why?", and "How?". To the right of this section is a red button that says "Watch a video!". Below the "How does it work?" section is a large illustration of a blue bird flying over a landscape with trees and a sun. To the right of the illustration is a sign-in form with fields for "user name or email address" and "password", a "Remember me" checkbox, and a "Sign In »" button. Below the sign-in form is a link for "Forgot password? Click here." and a green button that says "Already using Twitter from your phone? Click here." Below the illustration and sign-in form is a paragraph of text: "With Twitter, you can stay hyper-connected to your friends and always know what they're doing. Or, you can stop following them any time. You can even set quiet times on Twitter so you're not interrupted." Below this paragraph is another paragraph: "Twitter puts you in control and becomes a modern antidote to information overload." At the bottom of the page are three white boxes containing quotes: "When I first started doing it, I thought, 'geez, not another website to worry about updating and checking', but now I'm glad I did it.", "Incredibly useful", and "Twitter is the telegraph system of Web 2.0." Below the first quote is the word "Wired" and below the second quote is the name "Nicholas Carr, Author and".

twitter

Select Language ...

How does it work?

What? Why? How?

▶ Watch a video!

Please sign in

user name or email address:

password:

Remember me

Forgot password? [Click here.](#)

Already using Twitter from your phone? [Click here.](#)

With Twitter, you can stay hyper-connected to your friends and always know what they're doing. Or, you can stop following them any time. You can even set quiet times on Twitter so you're not interrupted.

Twitter puts you in control and becomes a modern antidote to information overload.

When I first started doing it, I thought, 'geez, not another website to worry about updating and checking', but now I'm glad I did it.

Incredibly useful

Twitter is the telegraph system of Web 2.0.

Wired

Nicholas Carr, Author and

Step 2

Understand the Dangers of the Internet



"On the Internet, nobody knows you're a dog."

The Real Dangers

- Physical safety
- Emotional safety
- Online disinhibition
- Online social norms
- Online harassment
- Cyberstalking
- Cyberthreats
- Cyberpredators
- Exclusion
- Impersonation
- Trickery
- Free speech norm
- Internet addiction
- Alignment with self-harm or hate communities
- Risky sexual behavior
- Violent gaming
- Cyberbullying



[Home](#) > [GMA](#)

Parents: Cyber Bullying Led to Teen's Suicide

Megan Meier's Parents Now Want Measures to Protect Children Online



Your Opinion

In Memory of Ryan Patrick Halligan

- Home
- Pictures
- Video
- VT's Bullying Prevention Law
- VT's Suicide Prevention Law
- Cyberbullying
- Suicide Information
- Suicide Prevention
- Guestbook
- Assemblies
- School Resource
- Contact Us

Related Links

[John's Presentation](#)

[Video Clip on You Tube](#)



This site is dedicated to the me and for all young people sufferi pain of bullying and having the hope young people become less when feeling suicidal. We hope from our tragedy. As a society ways to help our young people difficult growing years.

If We Only Knew, If He Only Told Us

IHATEFATPPL07: hey fat b*tch

Auto response from sunkistdancer007: *hey babysitting down the street if u need me u can call my cell. had a bad day i am kinda sad :(so if u can cheer me up call me cell... *>3* me*

IHATEFATPPL07: i hate you, you are a f**king fat a*s ugly b*tch who isnt a f**king redneck

IHATEFATPPL07: and you smell

IHATEFATPPL07: you are a dirty b*tch

IHATEFATPPL07: and brad dont like you

IHATEFATPPL07: *you are fat, ugly, and you need to stop wearing such tight clothes b/c it makes your rolls hang out, you are not a redneck so i dont know why you would think that. you are a b*tch and no 1 likes you. i hope someone beats you're a*s you filthy but fu**er, you probably like it up the *ss dont you? you cant dance either and you copy off of everyone. i mean come on you just got a carheart b/c everyone else has one. not to mention brad doesnt like you. he only gives you a ride b/c your brother asked him to. hes too good for you. and you have an ugly face you need to like wash it or sum 10 b/c acne is not attractive either*

heysexy532: so are you gonna finally stop being a poser

heysexy532: and wearing your tight clothes because that is fu**ing gross

heysexy532: your fat hangs but all the da*n time.

Step 3

Understand the Law



In 2008, **Illinois Public Act 095-0869** was enacted to amend the School Code to require Internet Safety education (effective with the 2009-2010 school year).

This act requires:

A component on Internet Safety to be taught at least once each school year to students in grades 3 and above.

Illinois Public Act 095-0869

Topics to be covered:

1. **Safe and responsible use of social networking sites**, chat rooms, electronic mail, bulletin boards, instant messaging and other Internet based communication.
2. Recognition, avoidance and reporting of **online solicitation**.
3. Risks of transmitting **personal information** on the Internet.
4. Recognition and avoidance of unsolicited or **deceptive communications**.
5. Recognition and reporting of online **harassment and cyberbullying**.
6. Reporting of **illegal activities** and communications on the Internet.
7. **Copyright** laws on written materials, photographs, music and video.

In 2008, **Illinois Public Act 095-0849** created the “Cyberbullying Law.”

Summary:

Provides that the offense of harassment through electronic communications also includes the use of electronic communication for making a harassing statement for the purpose of alarming, tormenting, or terrorizing a specific person on at least 2 separate occasions; or creating and maintaining an Internet website or webpage, which is accessible to one or more third parties for a period of at least 24 hours, and which contains harassing statements made for the purpose of alarming, tormenting, or terrorizing a specific person.

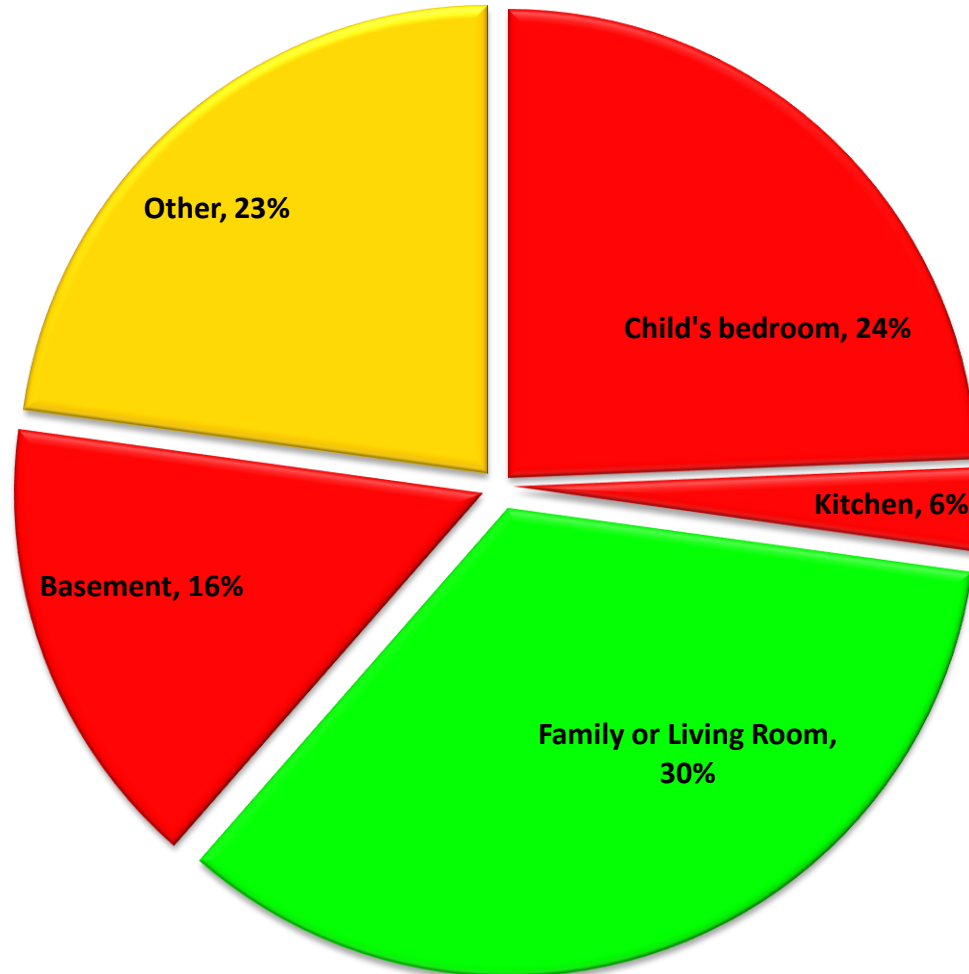
Step 4

Understand the Reality in Your School



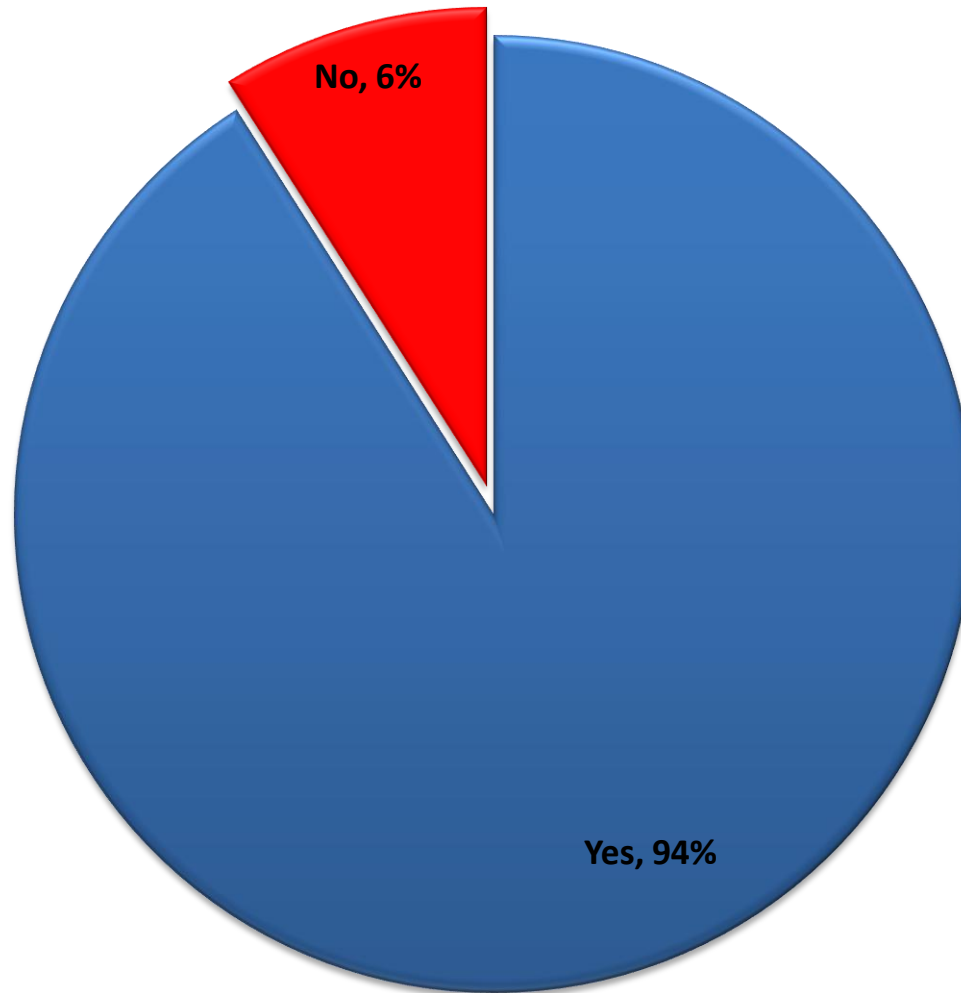
Seneca High School Freshman Registration Night 2009 Student and Parent Technology Survey

Location of Home Computer



Seneca HS Student Technology Survey - 2009

Home Computers with Internet Access



In the survey here is a sampling of the questions that were asked (with results):

1. Is there a computer in your home? Yes-66, No-4
2. Do you have access to the internet at home? Yes-64, No-6
3. What room in your house is the computer located? See chart
4. Do you use MySpace, Facebook, or Twitter? Yes-51, No-18
5. Do you post personal information about you or your friends on social sites?
 1. Yes-23
 2. No-48

Based on these results, new school law, and answers to other questions, an increase in internet safety education is necessary.

Step 5

Raise Awareness and Provide Education



Ways to Raise Awareness and Provide Education

Develop an Internet Safety Awareness Plan

- Staff in-service
- Classroom/group instruction led by teacher, social worker and technology support staff member
- Student assemblies (Illinois Attorney General's Office and National Safety Council)
- Poster and multimedia contests
- Signs & banners
- Communication to parents
- Safety tips via email to staff – Ms. Kinkin
- Community workshops
- Online resources – see www.senecahs.org
- Partnerships with local law enforcement, teachers' union, school board, and public libraries
- Local and regional publicity (print and media)



Addressing Internet Safety Through Curriculum Changes and FREE Resources – ISAFE, Netsmartz, etc.

NetSmartz Workshop
Keeping Kids and Teens Safer on the Internet

Education

» Home | Get | Learn | Use Get Help

Get All Downloads

Click the title of the NetSmartz resource you wish to download or use online. You can also filter by your target age group using the "Filter By Age Group" links on the left side of the page.

Software

- K-2 3-4 5-6 MS HS** NetSmartz Activities
- K-2 3-4 5-6** NetSmartz Games

Real-Life Stories

- MS HS** Cyberbullying: Feathers in the Wind
- MS HS** Cyberbullying: You Can't Take It Back
- MS HS** Cyberbullying: Broken Friendship
- MS HS** Julie's Journey
- MS HS** Amy's Choice
- 5-6 MS HS** Tracking Teresa
- MS HS** Teen PSA: "Promises"

Real-Life Stories

- 5-6 MS** Post-to-be-Private

NetSmartzKids Videos

- K-2 3-4 5-6** Be Safer Online
- K-2 3-4 5-6** Know the Rules!
- K-2 3-4 5-6** UYN: The NetSmartz Chat Abbreviation: A Lesson in Personal Safety
- K-2 3-4 5-6** The Boy Who Loved IM: A Lesson in Instant Messaging
- K-2 3-4 5-6** Don't Open That File: A Lesson in Computer Viruses
- K-2 3-4 5-6** The Password Rap: A Lesson in Internet Privacy
- K-2 3-4 5-6** UYN: The NetSmartz Chat Abbreviation featuring Alyson Stoner
- K-2 3-4 5-6** Use Your NetSmartz featuring Alyson Stoner
- K-2 3-4 5-6** A Message From Clicky and Alyson Stoner
- K-2 3-4 5-6** Tell a Trusted Adult
- K-2 3-4 5-6** Tell a Trusted Adult Rap

Filter By Age Group

- K-2** Grades K-2
- 3-4** Grades 3-4
- 5-6** Grades 5-6
- MS** Middle School
- HS** High School
- All Ages

<http://www.netsmartz.org/education/download>

iSAFE
The Leader in Internet Safety Education

Username:
Password:
[Create Account](#) | [Forgot Password?](#)

[About iSAFE](#) | [Kids & Teens](#) | [Educators](#) | [Outreach & Parents](#) | [Law Enforcement](#) | [Get Involved](#)

About iSAFE

Founded in 1998, iSAFE Inc. is the leader in Internet safety education. Available in all 50 states, Washington, D.C., and Department of Defense schools located across the world, iSAFE is a non-profit foundation whose mission is to educate and empower youth to make their Internet experiences safe and responsible. The goal is to educate students on how to avoid dangerous, inappropriate, or unlawful online behavior. iSAFE accomplishes this through dynamic K-12 curriculum and community outreach programs to parents, law enforcement, and community leaders. It is the only Internet safety foundation to combine these elements.

Since its inception, iSAFE has revolutionized the way the world looks at Internet safety education. In this day and age everyone knows students can explore the marvels of the world and travel to the most intelligent realms of our galaxy on the Internet. But many do not know if students are not aware, they can become entrapped in the darkest most detestable realms of the human imagination. Concerned people now realize awareness and true safety online is not found in software filters - it is found in education and community support. Educated people realize true education and community support is found within iSAFE.

Education

Once again iSAFE sets the standards for all others to follow in Internet safety education. The i-LEARN Online program and the i-Mentor Network will change the way you learn forever. iSAFE knows you are busy and need a system of learning where you can stop, pause, and refresh.

What's New!

Check out the [latest updates](#) about the Education, Outreach, Youth Empowerment, and Law Enforcement components of iSAFE.

Who We Are

Founded in 1998, iSAFE provides Internet safety information and knowledge to students, parents, and everyone in the community in a [variety of ways](#).

Providing Best Solutions

[Click here for more](#)

Contact/FAQ
iSAFE Store

Go To:

[About iSAFE](#) | [Kids & Teens](#) | [Educators](#) | [Outreach & Parents](#) | [Law Enforcement](#) | [Get Involved](#)
[Contact iSAFE](#) | [Privacy Statement](#) | [Program & Corporate Information](#) | [Donate Now](#) | [Site Map](#)

© 1998-2007 iSAFE Inc. All rights reserved.

OPPE NOTE: This project is supported by Grant No. 2005-MC-CX-K119 awarded by the Office of Juvenile Justice and Delinquency Prevention, Office of Justice Programs, U.S. Department of Justice. Points of view or opinions in this document are those of the author and do not necessarily represent the official position or policies of the U.S. Department of Justice.

<http://www.isafe.org>

Integration into the Curriculum

Who?

Classroom teacher

Social Worker

Technology Instructional Staff Member

Media Specialist/Librarian

When?

Periodically throughout the year

Designated Internet Safety Day, Month, etc.

Beginning of Year/End of Year

How?

Tie with character education

Classroom lesson

Designated computer lab activity

See examples on subsequent slides

Tie your plan to your local and state standards as well as NETS (National Educational Standards)

2. Social, ethical and human issues

Students will understand the ethical, cultural and societal issues related to technology. They will practice responsible use of technology systems, information and software. These activities will encourage students to develop positive attitudes toward technology uses that support lifelong learning, collaboration, personal pursuits and productivity.

2. Social, ethical and human issues

Benchmark	K	1	2	3	4	5	6	7	8	9	10	11	12
2.1 Describe some uses of technology in society (i.e., cash registers, grocery scanners, employee tags, hotel keys, credit cards, etc.).				I	D	D	D	D	D	D	D	D	D
2.2 Understand and adhere to:													
a. Appropriate copyright laws.				I	D	D	D	D	D	D	D	S	R
b. Hardware and software licensing agreements.						I	D	D	D	D	S	R	R
c. Established district, school, classroom and computer lab policies.	I	D	D	D	D	D	S	R	R	R	R	R	R
2.3 Respect privacy of staff and student files.					I	D	S	R	R	R	R	R	R
2.4 Demonstrate appropriate care and use of all technology systems equipment.	I												
2.5 Understand appropriate Internet communication social and safety issues (i.e., instant messaging, email, chat rooms, blogging, and text messaging, etc.).	I												
2.6 Work cooperatively and collaboratively with others when using technology.	I												

Technology Standards

National Educational Technology Standards for Students

Responding to requests from educators, NetSmartz has correlated¹ its resources with the National Education Technology Standards (NETS). We hope to provide teachers

- A clear vision of how NetSmartz resources support NETS
- An easy way to identify the activities that meet your technology curriculum needs

¹ The technology foundation standards for students are divided into six broad categories. Standards within each category are to be introduced, reinforced, and mastered by students. These categories provide a framework for linking performance indicators within the Profiles for Technology Literate Students to the standards. Teachers can use these standards and profiles as guidelines for planning technology-based activities in which students achieve success in learning, communication, and life skills.

International Society for Technology & Education (ISTE) NETS

Categories	NETS Descriptions
<ul style="list-style-type: none"> Activity Cards Tunes Animated Activities/Vignettes Supplemental Activities 	Click each number to read the standard's description. 12.1 12.2 12.3 12.4 12.5 12.6

Activity Cards	Grades	12.1	12.2	12.3	12.4	12.5	12.6
UYN: The NetSmartz Chat Abbreviation 1	K-2	X	X	X			X
UYN: The NetSmartz Chat Abbreviation 2	K-2	X	X	X			X
UYN: The Boy Who Loved IM 1	K-2	X	X	X			X
UYN: Don't Open That File	K-2	X	X	X			X
The Web Connection 1							
The Weville Outlaws 1							
Clicky's Challenge 1							
UYN: The NetSmartz Chat Abbreviation							

Illinois Learning Standards

Physical Development & Health

The *Illinois Learning Standards for Physical Development and Health* were developed using National Standards for Physical Education, National Health Education Standards, the 1985 State Goals for Physical Development and Health, and other states' standards and local outcomes from Illinois school districts.

As the nation moves forward into the twenty-first century, a tremendous opportunity exists to enhance our health and well-being. Much of that opportunity lies in our ability to address the growing health challenges that are facing children and youth. Although progress is being made, poor physical fitness; violence; lack of proper nutrition; communicable diseases; and alcohol, tobacco and other drug use continue to plague our society and most notably our youth.

Comprehensive physical development and health programs offer great potential for enhancing the capacity of students' minds and bodies. Extensive research connects the ability to learn to good health. Healthy minds and bodies are basic to academic success and, in later life, enhance the ability to contribute to a productive work environment.

The benefits of comprehensive health and physical education include promoting a healthy generation of students who are able to achieve their highest potential, reversing the trend of deteriorating health and physical fitness among youth, and helping to lower the cost of health care.

Directly correlated to Illinois Learning Standards (State Goal 24 - Promote and enhance health and well-being through the use of effective communication and decision-making skills).

Directly correlated to NETS (Standard 2 - Social, ethical and human issues).



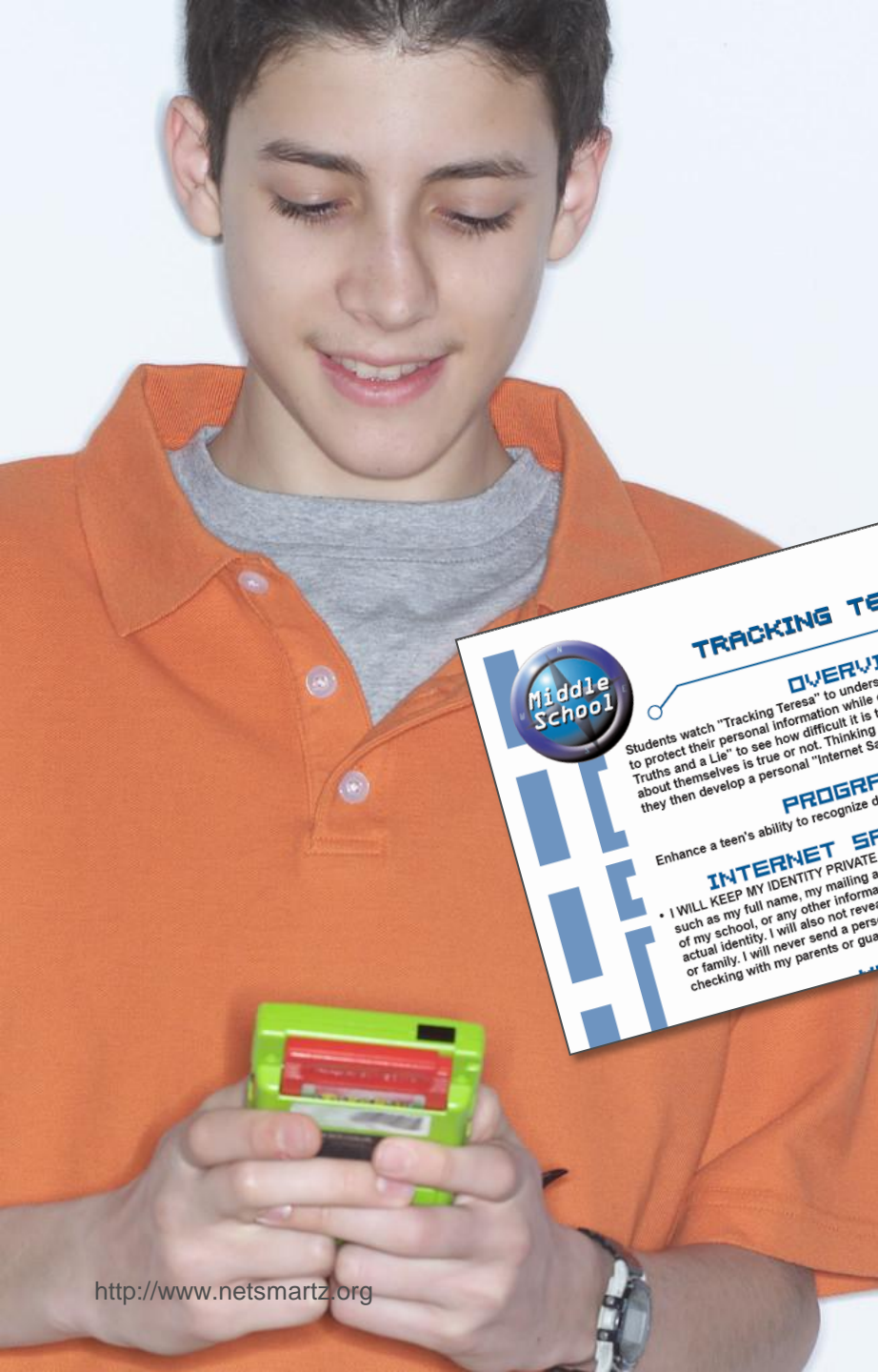
Middle School - Grades 7-8

Focus on **Internet Safety** awareness through:

- Teacher-led (classroom, social worker, principal, etc.) instruction in the classroom during Language Arts, Reading, Study Hall, etc.
- Open dialogue time
- School assembly
- Guest speakers
- PTA meetings
- Media Center activities, signs and posters
- Video contests

The goal is to get students to talk about the issues and understand how to report concerns or problems they are experiencing.

Middle School - Grades 7-8



Middle School

TRACKING TERESA 1

TIME
25 to 30 minutes

OVERVIEW
Students watch "Tracking Teresa" to understand why it is important for them to protect their personal information while online. Students play the game "Two Truths and a Lie" to see how difficult it is to know whether what someone says about themselves is true or not. Thinking of the possible dangers of the Internet, they then develop a personal "Internet Safety Action Plan."

PROGRAM GOAL
Enhance a teen's ability to recognize dangers on the Internet.

INTERNET SAFETY MESSAGE
I will never share personal information such as my full name, my mailing address, my phone number, the name of my school, or any other information that could determine my identity. I will also not reveal any personal information to anyone I meet online, even if they claim to be a friend or family. I will never send a personal message to anyone I do not know or check with my parents or guardian before I do.

TRACKING TERESA 1

SITUATION 1:
Byce should first tell her parents or guardian about the situation. If they can remove her posting, she should contact the newsgroup administrator, or if not, she should contact the newsgroup administrator to remove Karli's posting.

SOLUTIONS

SITUATION 2:
Byce should not use his first or last name in his E-mail address or screenname since these are obvious identifiers. He should not include his age or birth year either. He may wish to have a name associated with his love of baseball, but shouldn't include his team name or the school or city for which he plays, nor give any other clues about where he lives. He also might want to consider names that involve his interest in music as long as he doesn't include the name of his band or any other information that could enable someone he doesn't know to discover his identity.

SUGGESTED SOLUTIONS

SITUATION 3:
About the situation, Jeremy's parents should meet with him to discuss the meeting still with his parents. Thomas and his parents should go to the popular park. In the future, Jeremy should be careful about cards through...

SOLUTIONS

Middle and High School

Online Vignettes

- "Cyberbullying: Feathers in the Wind"
- "Cyberbullying: You Can't Take It Back"
- "Cyberbullying: Broken Friendship"
- "Julie's Journey"
- "Teens PSA: Promises"
- "Amy's Choice"
- "Tracking Teresa"
- "Keisha's Crime"
- "Angela's Experience"



Middle School (7-8)



The screenshot shows the NetSmartz Workshop website. At the top, there are logos for NetSmartzKids, NetSmartzTeens, and a 411 icon. The main header features the NetSmartz Workshop logo with the tagline "EDUCATE. ENGAGE. EMPOWER." and a row of diverse cartoon characters. Below the header is a navigation bar with links for Parents/Guardians, Educators, Law Enforcement, Teens, Kids, and Español. A left sidebar contains several menu items: Learn About the Issue, Keep Kids & Teens Safer, Teach Internet Safety, Watch Videos (with sub-items: Real-Life Stories, Ask Dr. Sharon, Public-Service Announcements), and About NetSmartz. The main content area is titled "2009 NetSmartz Internet Safety Presentations" and includes an image of three CD-ROMs. A text block describes the free, multimedia presentations tailored for various audiences. A green box contains a confirmation message: "Your request has been submitted. An e-mail from noreply@netsmartz.org containing links for the presentations you". An orange callout box with a red exclamation mark contains the text: "Request the free NetSmartz presentation materials for students and parents at: http://www.netsmartz.org/Presentations/index.aspx/Sent/".

NetSmartzKids NetSmartzTeens 411

NetSmartz Workshop
EDUCATE. ENGAGE. EMPOWER.

Parents/Guardians Educators Law Enforcement Teens Kids Español

→ Learn About the Issue
→ Keep Kids & Teens Safer
→ Teach Internet Safety
→ Watch Videos
 ■ Real-Life Stories
 ■ Ask Dr. Sharon
 ■ Public-Service Announcements
→ About NetSmartz

2009 NetSmartz Internet Safety Presentations



NetSmartz offers free, multimedia Internet safety presentations tailored for specific audiences - parents and communities, tweens, teens, and younger children. Our innovative presentations utilize the latest statistics, online resources, videos, and expert tips to educate, engage, and empower children and adults to be safer on- and offline.

Educate Parents & Communities

This 60-minute PowerPoint for parents and guardians of child

Your request has been submitted. An e-mail from noreply@netsmartz.org containing links for the presentations you

Request the free NetSmartz presentation materials for students and parents at:
<http://www.netsmartz.org/Presentations/index.aspx/Sent/>

Cyberbullying nsteens.org

Allow students to explore this site during computer lab time or watch videos together as a class. Print the resources and use as discussion starters.

STUFF TO KNOW

KNOW WHAT TO DO WHEN CYBERBULLIED

- Ignore harassing or rude comments posted on your profile
- Save or print the evidence
- Tell an adult you trust

KNOW HOW TO PREVENT IT

- Only share your password with your parent or guardian
- Change your passwords often
- Set your page and blog to private
- Use privacy settings to block unwanted messages
- Keep your personal information private

KNOW HOW MUCH IS TOO MUCH

- Use a nickname that doesn't identify your gender, age, or location
- Think before posting or sending photos—they could be used to hurt you now and later
- Alter your pictures before you post them to remove identifying information
- Don't post your plans or whereabouts online
- Never meet in person with anyone you first meet online
- Think about the real-life consequences of what you post

NetSmartz.org

Copyright © 2007 National Center for Missing & Exploited Children. All rights reserved.

My Space

MySpace® Cyberbullying: Tips for Taking Action

Steps a student can take if he/she is the victim of cyberbullying on MySpace®*

1. Click "Contact MySpace," located on the bottom of any MySpace.com web page.
2. Select "Reporting Abuse" from the first dropdown menu;
3. Select "Report Cyberbullying" in the second dropdown menu;
4. Follow any and all subsequent directions.

Upon receiving this report, MySpace® investigates and takes appropriate action. MySpace® considers cyberbullying a serious offense and, as a result, has created a rapid response team to respond to cyberbullying complaints.

Appropriate remedial action taken by MySpace® in response to cyberbullying includes, but is not limited to, recommending that the user block the cyberbully from contacting them, and permanently removing the account of the cyberbully.


Students who are victims of cyberbullying should not remove or delete offensive messages after reporting the problem to MySpace®. These messages will be needed to enable MySpace® to make a thorough investigation of the cyberbullying.

Steps an educator or school administrator can take if students ask for help*

Educators and/or school administrators may report incidences of cyberbullying on MySpace.com by emailing schoolcare@myspace.com from a school email address should be sent. Include the following in the email:

1. The MySpace.com web address of the subject of cyberbullying;
2. The MySpace.com web address of the alleged cyberbully;
3. Copies of messages and/or other forms of communication sent by the cyberbully.



Print and discuss how students can report inappropriate online activity they experience in class. 

Online predators

ID the CREEP

Select your language to start playing
Selecciona tu idioma para comenzar a jugar


English **Español**

Sponsored by:  

Created by: 

▶ The minimum resolution required is 1024 x 768
▶ If you don't have Macromedia Flash player click on the icon to download.

GET 

Here's another activity students can complete individually or as a class. 

Netsmartz Teacher Lesson Plans

The screenshot shows the NetSmartz Workshop website. At the top left is the logo for the National Center for Missing & Exploited Children. The main header features the NetSmartz Kids and NetSmartz Teens logos, along with a '411' icon. Below the header is a navigation bar with links for Parents/Guardians, Educators, Law Enforcement, Teens, Kids, and Español. The main content area is titled 'Real-Life Stories' and features three video lessons: 'Cyberbullying: Feathers in the Wind' (Part 1 of 3), 'Cyberbullying: You Can't Take It Back' (Part 2 of 3), and 'Cyberbullying: Broken Friendship' (Part 3 of 3). Each video lesson includes a description, a 'Play >>' button, and a 'Get macromedia FLASH PLAYER' button. Below each video lesson are 'Activity Cards' and 'Related News Articles'. A sidebar on the left contains navigation links for 'Learn About the Issue', 'Keep Kids & Teens Safer', 'Teach Internet Safety', 'Watch Videos', and 'About NetSmartz'. A large blue 'i' icon is visible in the background of the sidebar.

Real-Life Stories

"Cyberbullying: Feathers in the Wind" (Part 1 of 3)
Cyberbullying is the use of the Internet to harass or bully others. Watch our new series and discuss with teens what they can do to avoid becoming a victim or victimizing someone else. [Play >>](#)

"Cyberbullying: You Can't Take It Back" (Part 2 of 3)
A teen regrets his participation on a web site created to rate others at his school. [Play >>](#)

Activity Cards

- "Cyberbullying: You Can't Take It Back 1" for middle school
- "Cyberbullying: You Can't Take It Back 1" for high school

Related News Articles

- Teen's Site About Freshmen Girls
- Tips to Help When Your Child is Bullied Online
- Girl Scout Survey: Sexual Harassment of Teens
- Teen's IM Privileges Taken Away

"Cyberbullying: Broken Friendship" (Part 3 of 3)
A friendship is broken when a teen gives her best friend's name to some other girls at school. [Play >>](#)

Activity Cards

- "Cyberbullying: Broken Friendship 1" for middle school
- "Cyberbullying: Broken Friendship 1" for high school

! Show and discuss these thought-provoking videos. Print the teacher lesson plans that correlate.

More cyberbullying

Curriculum Scope Lesson Plans and Activity Sheets More Free Stuff Standards Alignment Professional Development

Safety: Feeling Comfortable Grades 6-8

CyberSmart!

Dealing with Online Bullies

[Download Student Activity Sheet\(s\) for printout in PDF Format](#)

Overview
Students reflect on the rewards of cyberspace and then consider bullying scenarios in which they examine their personal comfort levels. They learn to recognize such feelings and responsibly handle the unacceptable behavior of others.

Objectives

- Discuss the rewards of going into cyberspace
- Describe and compare comfortable and uncomfortable feelings
- Identify strategies for responsibly dealing with online bullies

ISTE® National Technology Standards

- [Performance Indicator #3](#)

Site Preview

- No Internet site is used in this lesson.

Online Resources

- [Visit sites providing background information on Feeling Comfortable.](#)

Materials

- Activity sheets (2)

Introduce

- Discuss with students some ways to meet people online quickly; meeting people with whom you have fun (having fun)
- Explain that to really enjoy the power of the Internet, it is important for students to learn how to responsibly handle any situation they might encounter in cyberspace.

Print and use these lesson plans available through CyberSmart.



High School

Grades 9-12

Focus on **Internet Safety** awareness through:

- Teacher-led instruction, using short engaging video clips during common, non-instructional time such as study hall, lunch study, etc.
- School assembly
- Guest speakers
- Media Center activities, signs and posters
- Video contests
- Development of student-led group to talk to elementary and middle schoolers

The continuing goal is to get students to talk about the issues and understand how to report concerns or problems they are experiencing. In addition, students need to understand how their online activity may adversely affect their future college admission and job offers.

I-SAFE webcasts and videos

The screenshot shows the iSAFE website interface in a Microsoft Internet Explorer browser window. The address bar displays "https://auth.isafe.org - iSAFE Webcasts - Microsoft Internet Explorer". The page title is "iSAFE" and the date is "Sunday Jan 4, 2009". The main heading is "Webcasts". Below the heading, there is a prompt: "Choose a Webcast you would like to preview from the list below." followed by a note: "Flash Player 8 required (download from Adobe). If you are having trouble accessing the streaming videos, please ensure your firewall allows access to ports 1935 and 554." The page features a grid of eight webcast thumbnails, each with a title below it: "Webcast 1: Privacy and the Internet", "Webcast 2: Cyber Relationships", "Webcast 3: Intellectual Property", "Webcast 4: Malicious Code", "Webcast 5: Cyber Citizenship", "Webcast 6: Social Issues", "Webcast 7: Pornography on the Web", and "Webcast 8: Cyber Harassment". Below the thumbnails, there is a section for "Video DVD" with information about implementation plans for grades 9-12 and 6-8, and a note that no materials are needed for the event. A link is provided for purchasing the DVD: "http://auth.isafe.org/store/".

Webcast topics include:

Staying safe online—*Cyber Relationships*
File Sharing—*Intellectual Property*
Personal privacy—*Privacy and the Internet*
Cyber stalking and grooming—*Social Issues*
Computer safety—*Cyber Security: Malicious Code*
Reporting Cyber Stalking and Harassment—*Cyber Harassment: Bullying and Stalking Online*
Hacking—*Security: Cyber Citizenship*

As a class, watch the i-Safe videos and engage in discussion about the topics presented.

Important note: You must go through the 6-hour online certification course and submit an Internet Safety online implementation plan to have access to the webcasts. The implementation plan takes less than 5 minutes.



New Home of SafeTeens.com

Comments or questions? Visit our forum...

BlogSafety.com
Smart Socializing Starts Here™

[Teen Guide to Safe Blogging](#)
[Safe Blogging Tips for Teens](#)
[How to Recognize Grooming](#)
[Teen Safety on the Information Highway](#)
[Guidelines for Parents of Teens](#)
[Protect Your Privacy](#)

Use current events and news postings to open discussion with high school students. !

This site includes a link to recent news articles related to Internet Safety.

THINK!

BEFORE YOU POST

EN ESPAÑOL

KNOW THE DANGERS ▶

SITUATIONS TO AVOID ▶

SURF SAFER ▶

KNOW THE DANGERS

[On The Web](#)

[Chatrooms](#)

[Instant Messaging](#)

[E-mail](#)

[Peer-to-Peer Services](#)

[Newsgroups, Forums, and
Bulletin Boards](#)

[Social Networking Sites](#)

[Sharing and Posting Personal
Information Online](#)



SHARING AND POSTING ▶

NEW: Safety information on using webcams, microphones, and digital cameras.



GAME ▶



PARENTS & GUARDIANS



THINK BEFORE YOU POST

SHARING AND POSTING PERSONAL INFORMATION ONLINE

Webcams, microphones, and digital cameras allow you to post videos, photos, and audio files online and engage in video conversations.

DID YOU KNOW?

Webcam sessions and photos can be captured and circulate those images online. In some cases, you may be interacting with trusted friends but later find out others or posted on web sites.

You may come across offensive or inappropriate content on the web.


CAUTION

1. Use webcams or post photos online only with your parents' and guardians' knowledge and supervision.
2. Ask yourself if you would be embarrassed if your friends or family saw the photos or videos you post.

Discuss webcams, microphones, and digital cameras as well as posting videos, photos and audio.



High School (9-12)

Comprehensive Internet Security™
SonicWALL Phishing IQ Quiz

SonicWALL Phishing IQ Test



(Formerly the MailFrontier Phishing IQ Test)

Chances are that in the past week you've received an e-mail in your inbox that pretends to be from your bank, e-commerce vendor, or other on-line site. Hopefully you've realized that many times this e-mail is fake - a phishing e-mail. The sender (phisher) of these fake e-mails wants you to click on the link in the e-mail and go to a phishing Web site - which will look just like the Web site of the company being phished. Once on the phishers Web site they hope to obtain your account, financial, credit and even identity information. Of course not every e-mail you receive is a phish. In fact you should expect your bank or e-commerce vendor to send you legitimate e-mail. But how can you tell the difference? Well that's what the Phishing IQ test is all about - give it a try.

Instructions

To begin click the "Start the Test" button below. Each question will be displayed one at a time in a browser window and you decide if the e-mail is a "Phish" or "Legitimate." When you have completed the test you'll get a score along with a chance to see "why" a question was a phish or legitimate. Good Luck!

Start the Test

 digg  del.icio.us

Helpful Hints

1. At the bottom of each "e-mail", on the status bar, there is the URL of the active link - the one being pointed to in the e-mail. You can decide if what is displayed is "real" or fake.
2. For this test, assume that you are "John Doe" or "Jane Doe" - in other words that you received the e-mail in your inbox addressed to you.

The SonicWALL Phishing IQ Test Copyright 2006 SonicWALL Inc. All trademarks are property of their respective owners.

Phishing Facts

6.1 Billion - Number of phishing e-mails sent world-wide each month

\$1,200 - Average loss to each person successfully phished (Federal Trade Commission)

15,451 - Number of unique phishing attacks in January 2006 (Anti-Phishing Working Group)

7,484 - Number of phishing Web sites found in January 2006 (Anti-Phishing Working Group)

Phishing IQ Facts

755,000 - The number of people who have taken the Phishing IQ Test worldwide

As a class, complete this online phishing test.

51% - The percentage of phishing e-mails that are identified as "phish" by the test takers

52% - The percentage of legitimate e-mails that are identified as "legitimate" by the test takers

A woman with dark hair, wearing a light blue polo shirt, is smiling and looking down at a young girl with brown hair and bangs. The girl is holding an open book and looking at it with an open mouth, as if reading or being read to. The background is a soft, out-of-focus light color.

Parents

Focus on **Internet Safety** awareness through:

- Home Rules on Internet Usage
- Community presentations
- Newsletters
- Safety Pledges
- Volunteer Assistance
- Surveys
- Technology “Know-how” workshops
- School District Website of Resources
- Clear expectations of student behavior through school and district handbooks as well as acceptable use policies



Parents – great videos

- PARENT RESOURCE CENTER**
 - Hot Topics
 - Videos & Tutorials
 - Family Fun Lessons
 - DARE Activity Center
 - Online Safety Digest
- FOR KIDS
- FOR EDUCATORS
- YOUR STATE
- NEW! VIDEO ADS ON INTERNET SAFETY NEW!
- OUR PARTNERS
- ABOUT IKEEPSAFE
- IKEEPSAFE ESTORE NEW!

PARENT RESOURCE CENTER

iKeepSafe Videos & Tutorials



BALANCING Act
Play

Balancing Act Talkshow

iKeepSafe President discusses Internet minutes

[View All Videos](#)



Go

NEW! Social Networking Tutorial

by iKeepSafe & My...
A comprehensive i...
Social Networking...
2.0, tips of profile...
how to report cont...
and how to get Pa...



Comcast "Student" Cyberbullying

Emmy-award winn...
real life stories ab...
victims of cyberbul...

[View All Videos](#)

FREE Download for

READ THE BOOKS [Play icon]

WATCH THE MOVIES [Play icon]

iKeepSafe Title - Internet Explorer provided by Dell

http://www.ikeepsafe.org/PRC/videotutorials/symantec_social_networks.php

Welcome | Social Networking Sites | **Cyber-Bullies** | symantec | iKeepSafe

3 Report the bullying

1-800-843-5978 www.cybertipline.com

NATIONAL CENTER FOR MISSING & EXPLOITED CHILDREN

Home About Us Supporters Training Site

Help Now

- Report a Sighting
- CyberTipline
- Get Involved
- AMBER Alert
- Donate
- Stay Informed

ALERT! Have you seen these children?

LUCIA GUILLEN
Missing since:
Feb 25, 2007
MANHEIM PA

© 2006 IKEEPSAFE COALITION. ALL RIGHTS RESERVED. PRIVACY & REFUNDS
SITE DESIGN BY SANDMANSTUDIOS, INC.

Done Internet | Protected Mode: On 100%

Parents – “Parent Care” free software

The screenshot shows a web browser window titled "Parent Care - Internet Explorer provided by Dell" with the address bar displaying "http://www.ikeepsafe.org/parentcare/pc.html". The page features the iKeepSafe.org logo and a cartoon squirrel character in the top left corner. A navigation menu includes "Home", "Browse", "Search", "Invite", "Film", "Mail", "Blogs", and "Favorites". The main content area displays a large blue checkmark icon and the word "ParentCare" in a large, stylized font. Below this, a URL is listed: "URL: www.MySpace.com/ParentCare". A list of three red play button icons is shown next to the labels "Age", "Username", and "Location". A banner at the bottom of the page reads "Welcome to ParentCareBeta" and "ParentCare is a free, simple software tool". The browser's status bar at the bottom shows "Done", "Internet | Protected Mode: On", and "100%".


ESTORE / ORDER

iKeepSafe.org

Parent Care - Internet Explorer provided by Dell

http://www.ikeepsafe.org/parentcare/pc.html

Home | Browse | Search | Invite | Film | Mail | Blogs | Favorites

 **ParentCare**

URL: www.MySpace.com/ParentCare

Welcome to ParentCareBeta

ParentCare is a free, simple software tool

Age

Username

Location

Done

Internet | Protected Mode: On

100%

Visit our Online

Parents – free filtering software



K9 Web Protection

from Blue Coat

HOMES PROTECTED
802,502

HOME | SUPPORT | CHECK SITE RATING

ABOUT K9 GET K9 NOW SUPPORT RESOURCES NEWS & EVENTS PARTNERS ABOUT BLUE COAT



**If you have kids at home...
You are an Internet Parent**

If you're like most of us, parenting in the age of the Internet has you facing a new set of challenges. Blue Coat is committed to helping you and all communities through this 'First Generation of Internet Parenting'.

K9 Web Protection is our free Internet filtering and control solution for the home. K9 puts YOU in control of the Internet so you can protect your kids.

Start protecting your kids today!



Download K9 today for free.



Spread the word.



Tell a friend.

News & Events

Beyond Parental Controls
Tips for helping kids of all ages and Macs mix safely.

Blue Coat Joins Family Online Safety Institute to Protect Kids in the Web 2.0 World

Blue Coat Announces Free Web Filtering Software to Safeguard Families with

Get Involved!

- ▶ Get involved in the [Blue Coat Community Outreach Program!](#)
- ▶ Blue Coat K9 Web Protection is a member of the Internet Watch Foundation, the UK internet 'Hotline' for the public to report their inadvertent exposure to online child sexual abuse content hosted anywhere in the world and criminally obscene and incitement to racial hatred content hosted in the UK.

24 OCTOBER 2008



AWARENESS DAY
www.iwf.org.uk

 iia family friendly filter



Parents – free filtering software

OpenDNS > Home Network > Solutions - Windows Internet Explorer

http://www.opendns.com/homenetwork/solutions

File Edit View Favorites Tools Help

Google G Go

OpenDNS > Home Network > Solutions


OpenDNS.com Dashboard Community Sign in or Create a free account

OpenDNS

HOME SOLUTIONS USE OPENDNS CUSTOMERS SUPPORT ABOUT US

Customer Testimonial

“ I started using OpenDNS when my ISP began having reliability problems. I wanted something that is more reliable and more secure.



With my ISP's DNS, there were times when I couldn't get to Web sites I wanted to visit, and now with OpenDNS I can get to any Web site I want, whenever I want.

I also love OpenDNS's filtering options and its anti-phishing service.”

— Mike King

Home Network

Find out why millions of people have already made the switch to a better Internet with OpenDNS.

Taking a few minutes to unbundle your DNS service from your ISP's Internet connection means a safer, faster, smarter and more reliable Internet experience for everyone in your household.

★ **Parental Controls**

Keeping your family safe online has never been easier. OpenDNS gives you more than 50 filtering categories to choose from. Simply check the boxes of the categories you want to block and watch your filtering take effect within minutes.

[Start using OpenDNS →](#)

Parents – monitoring software



[Home](#) [Products](#) [Purchase](#) [About Us](#) [Press](#) [Resellers](#) [Support](#)

PC & Internet Monitoring Software

Call us 24 Hours a Day, 7 Days a Week: **1.888.598.2788**

Automatically Record Everything They Do On The PC & Internet

FOR HOME & SMALL BUSINESS

Spector Pro

NEW for 2008!

Powerful Monitoring, Extreme Ease of Use

Records Every Exact Detail of Their Computer and Internet Activity.



PC Magazine Editors' Choice

Spector Pro combines powerful monitoring features with extreme ease of use, making it the ideal choice for home users and small businesses. Records chats, IMs, emails, web sites, keystrokes, plus provides screen snapshots and much more!

For Windows

[MORE INFO](#)

[BUY NOW](#)

For Mac OS X

[MORE INFO](#)

[BUY NOW](#)

eBlaster

NEW for 2008!

Remote Monitoring Software

Knowing **EVERYTHING** They Do Online is as Easy as Checking Your Email.



Install eBlaster on the computer you wish to monitor and start receiving copies of every email sent and received on that PC.

- P L U S -

Receive complete transcripts of all chat conversations and instant messages that take place on the monitored PC.

All sent to YOUR Email address

[Remote Monitoring](#)

For Windows

[MORE INFO](#)

[BUY NOW](#)

FOR CORPORATE NETWORKS

Spector 360

Company-Wide Monitoring

Know What All Your Employees Are Doing Online by Viewing Simple Reports and Charts.



PC Magazine Editors' Choice

Don't have time to look at every web page each employee views, every email they send, every instant message or every keystroke they type? Let Spector 360 do the work for you by analyzing the data and then showing you the worst offenders, so you know which employees to zero in on with Spector 360's detailed investigative features.

[MORE INFO](#)

Spector CNE

Corporate Network Edition

Record, Archive and Review your Employees' PC and Internet Activity.



Spector CNE records your employees' emails, chats, web sites visited and keystrokes typed. Whether you monitor ten employees or thousands, you'll be able to remotely deploy, manage and configure Spector CNE over your



3 Time Winner PC Magazine Editors' Choice

"The most POWERFUL & COMPLETE monitoring."

— PC Magazine, Spector Pro Awarded Editors' Choice - TWICE!

"The MOST MATURE surveillance offering for business."

Free Resources

A message from the Attorney General



As the Attorney General for the state of Illinois I have always been committed to the protection and safety of the citizens of Illinois. As a parent I also recognize the added challenge of protecting our children from the online attacks of sexual predators using the Internet. On this site you will find answers to some of the most often asked questions about the online world. There are also links and an email address to assist you in reporting criminal acts such



ILLINOIS ICAC
OFFICE OF THE ATTORNEY GENERAL
STATE OF ILLINOIS

CHILD EXPLOITATION TASK FORCE
www.illinoisicac.org

While exploring the Internet, children may be exposed to inappropriate material and conduct through the World Wide Web, e-mail, and chat rooms. Chat rooms pose a particularly serious threat. In chat rooms, remote users can carry on conversations anonymously, concealing their true identities. Taking advantage of this anonymity, child predators often make their first contact with victims through chat rooms and instant messages. The best defense against inappropriate material is to set and discuss family rules for Internet use. The following safety tips may be helpful in crafting such rules for your family:

INTERNET 101
What is...



- [The Internet](#)
- [A chat room](#)
- [An instant message](#)
- [An email message](#)
- [A website](#)
- [A file](#)
- [A jpg, gif, mpg, mp3](#)
- [A trojan](#)
- [Spyware](#)
- [A blog or online journal](#)
- [A profile](#)

 [View or download SAFEKIDS Presentation](#)

Illinois Attorney General (High Crimes Division)

100 West Randolph Street

Chicago, IL 60601

312-814-3762

<http://www.illinoisicac.org/>

Request the “High Tech Crimes Bureau Speaker Request Form”

Spring 2010 – Mr. Eric Salcedo spoke to our student body!



NetSmartz Workshop
EDUCATE. ENGAGE. EMPOWER.



411

Quick Links: choose...



Parents & Guardians



Educators



Law Enforcement



Teens



Kids



EMPOWER
Parents, Guardians & Communities

Enseña a niños a cómo ser más seguro cuando se usa el Internet.

Special Thanks to:



For helping children stay safer online!

NetSmartz

Charles B. Wang International Children’s Building

699 Prince Street

Alexandria, VA 22314-3175

800-THE-LOST

www.netsmartz.org and www.missingkids.com

Free Resources

**Center for
Safe and Responsible
Internet Use**

Effective strategies to assist young people in acquiring knowledge, decision-making skills, motivation, and self-control to behave in a safe, responsible, and legal manner when using the Internet and other information technologies.

What you do reflects on you
Those are real people out there

PLAY BY THE RULES
KEEP IT PRIVATE
Look your BEST
Don't Pollute
Remain cool under fire

READ WITH YOUR EYES OPEN
Respect the creator
CREDIT the source

WATCH WHERE YOU ARE LOOKING
Don't take candy from strangers

Center for Safe and Responsible Internet Use

Nancy Willard, Executive Director

474 W 29th Avenue, Eugene, OR 97405

Phone: 541-344-9125

Fax: 541-344-1481

Email: info@csriu.org

www.csriu.org/index.html

iSAFE™ The Leader in e-Safety Education

Welcome Susan
My Info | Sign Out

About iSAFE Kids & Teens Educators Outreach & Parents Law Enforcement Get Involved

Welcome to iSAFE

iSAFE Inc. is the worldwide leader in Internet safety education. Founded in 1998 and endorsed by the U.S. Congress, iSAFE is a non-profit foundation dedicated to protecting the online experiences of youth everywhere. iSAFE incorporates classroom curriculum with dynamic community outreach to empower students, teachers, parents, law enforcement, and concerned adults to make the internet a safer place. Please join us today in the fight to safeguard our children's online experience.

Partner with iSAFE

iSAFE is asking for your partnership and commitment – the safety of our nation's youth starts with you! Your charitable donation of \$20 or more provides iSAFE with the financial resources to continue to provide educators, students, law enforcement, and parents with resources. Today, over 5 million students have been taught the iSAFE program. Be a part of the solution! [Click to donate](#)

News

Quick Links

News from iSAFE
Newsroom
iEDUCATOR Times
iPARENT Times
Kevll Timez
iBuddy Times

Join iSAFE's Mission
iSAFE on eBay
Calendar of Events
Webinars
Donations
National Assessment Center

iSAFE

5900 Pasteur Court

Suite #100

Carlsbad, CA 92008

760-603-7911

www.isafe.org

Additional Reading Recommended

Parent and Teen Internet Use. (24 October 2007). PEW Internet and American Life Project.

http://www.pewinternet.org/pdfs/PIP_Teen_Parents_data_memo_Oct2007.pdf

Social Networking Websites and Teens: An Overview. (3 January 2007). PEW Internet and American Life Project. http://www.pewinternet.org/pdfs/PIP_SNS_Data_Memo_Jan_2007.pdf

Teens and Online Stranger Contact. (14 October 2007). PEW Internet and American Life Project. http://www.pewinternet.org/pdfs/PIP_Stranger_Contact_Data_Memo.pdf

A Timeline of Teens and Technology. (16 August 2007). PEW Internet and American Life Project. http://www.pewinternet.org/PPF/r/105/presentation_display.asp

Willard, Nancy. (January 2007). *Cyberbullying and Cyberthreats—Effectively Managing Internet Use Risk in Schools*. Center for Safe and Responsible Use of the Internet. <http://www.cyberbully.org/onlinedocs/cbct.pdf>

Willard, Nancy. (January 2007). *Cyber-Safe Kids, Cyber-Savvy Teens, Cyber-Secure Schools*. Center for Safe and Responsible Use of the Internet. <http://www.cyberbully.org/onlinedocs/cskcstschoools.pdf>

Willard, Nancy. (February 2007). *Preventing Another Julie Amero Tragedy*. Center for Safe and Responsible Use of the Internet. <http://www.cyberbully.org/onlinedocs/preventingamero.pdf>